



Pushbutton Switches

It's the Touch that Counts! Experience the smooth, positive action of VEETRONIX SWITCHES!

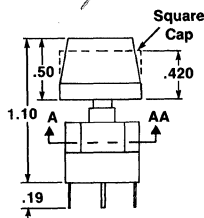
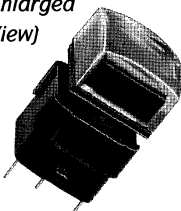
Hardly a day passes without someone calling to say, "I like the touch of your switches."

- KEYBOARD SWITCHES
- PANEL SWITCHES
- OPTIONAL ILLUMINATION
- HERMETICALLY SEALED CONTACTS
- CHOICE OF SWITCH FORMS
- BI-LEVEL & ALTERNATE ACTION
- REGULAR & LOW PROFILE UNITS

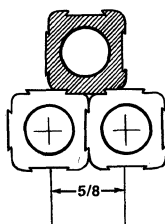
KEYBOARD SWITCHES

Low Profile Keyboard Switch

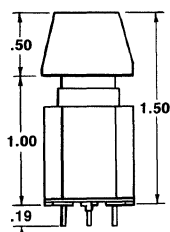

(Enlarged View)



Illuminated or Nonilluminated
Contact Forms: A or AA (see table)
Action: Momentary or Latching
Base Dimensions: 0.600" x 0.600"

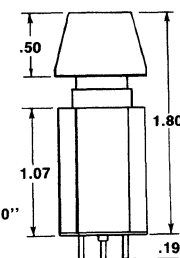



Short Series Keyboard Switch



Illuminated or Nonilluminated
Contact Forms: A, AA, B, BB, AB
Action: Momentary
Base Dimensions: 0.600" x 0.700"

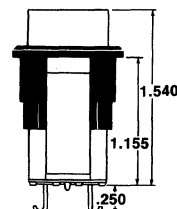

Long Series Keyboard Switch



Illuminated or Nonilluminated
Contact Forms: A, AA, B, BB, AB
Action: Momentary, Latching, or Bi-level
Base Dimensions: 0.600" x 0.700"

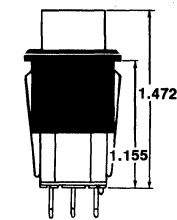
PANEL SWITCHES

Square Top Panel Switch



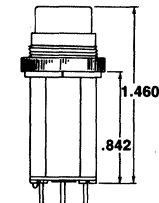
Illuminated or Nonilluminated
Contact Forms: A, AA, B, BB, AB
Action: Momentary*

Square Top, Round Cap Panel Switch



Illuminated or Nonilluminated
Contact Forms: A, AA, B, BB, AB
Action: Momentary*

Nut & Collar Mount Panel Switch




Illuminated or Nonilluminated
Contact Forms: A, AA, B, BB, AB
Action: Momentary*

*Long series panel switches offer choice of momentary, latching, or bi-level action.


A Touch Above the Rest! Not loose, not tight....but just right!

CAPS FOR KEYBOARD SWITCHES Pyramidal Style




Pyramidal keycaps are provided in a wide variety of colors. They may be engraved, either at the factory or by the user. Caps are available in sizes as follows: 1, 1-1/2, 2, 8, and 9 spaces. Pyramidal caps with slanted tops also available. All caps come with adapters for either illuminated or nonilluminated switches.

Square Style



Square caps supplied in both concave and flat top styles are available in a wide variety of colors. Square caps come in two sizes: 0.600" and 0.720". They come with adapters for either illuminated or nonilluminated switches.

Relegendable Caps



These caps consist of four pieces as follows: cover cap, insert, base, and adapter. They come in a wide variety of colors, and are sufficiently transparent for ease in reading legends. Easily disassembled to alter legend as desired. Relegendable caps are available in single space, and two-space sizes with adapters for either illuminated or nonilluminated switches.

SWITCH CONTACT FORMS

Switch Form	Circuit Diagram	Switching
A		Single Pole Single Throw Normally Open
B		Single Pole Single Throw Normally Closed
AA		Double Pole Single Throw Normally Open
BB		Double Pole Single Throw Normally Closed
AB		Double Pole Single Throw 1 Open/1 Closed (Break Before Make)
LAMP		Voltage And Amperage At Option

ELECTRICAL DATA

Switch Forms

Single or double pole normally closed, normally open, or combination thereof. See table above. Internal diodes are available.

Max. Current (except special order)

Form A or AA: 500 milliamps (resistive)
Others: 250 milliamps (resistive)

Max. Voltage

Form A or AA: 200 VDC (resistive)
Others: 100 VDC (resistive)
Low Profile Switch: 50 VDC

Max. Power Loading

Form A or AA: 10 watts (resistive)
Others: 7 watts (resistive)
Low Profile Switch: 5 watts

Max. Initial Contact Resistance

100 milliohms
Low Profile Switch: 150 milliohms

Max. Contact Bounce (total time to settle)

Form A or AA: 0.5 milliseconds
Others: 0.6 milliseconds

Longest period of open-circuit elapsed time during any one event in a closure sequence:

50 microseconds

Min. Breakdown Voltage

250 VCD
Low Profile Switch: 150 VDC

Min. Insulation

100 megohms

Min. Life (reed)

50 million cycles

Lamp

T-1-3/4 bi-pin; optional voltage 3-28

LED

Bi-Pin LED, without resistor. Resistor available at extra cost.

**FOR MORE INFORMATION
CALL TOLL-FREE
1-800-445-0007
Ask for Eddie Howerter**



1600 West 13th Street
P.O. Box 480
Lexington, NE 68850
PH: 308-324-4600
FX: 308-324-4985

THE KEY TO QUALITY MADE IN U.S.A.